



# Defence Medical Library Service

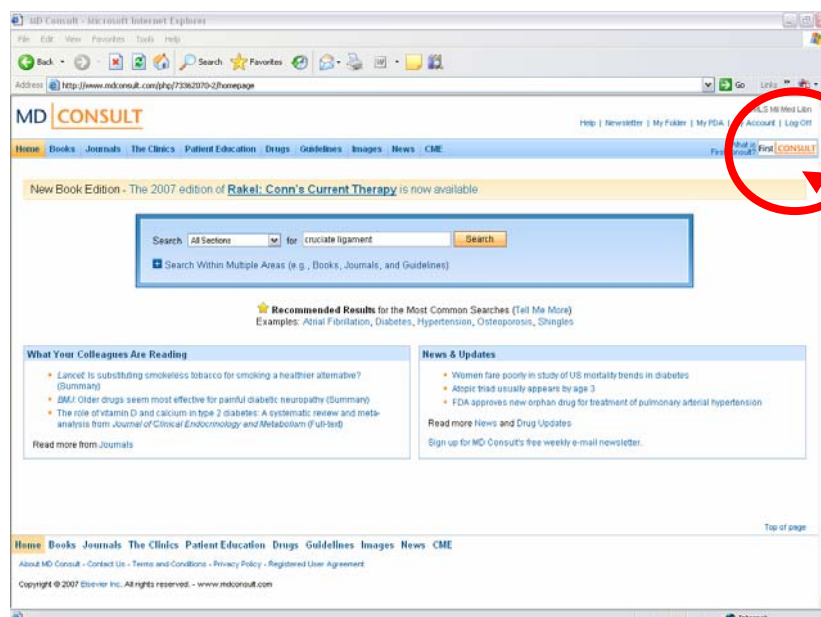
## Central Library

Last updated: 20 June 2007

## First Consult

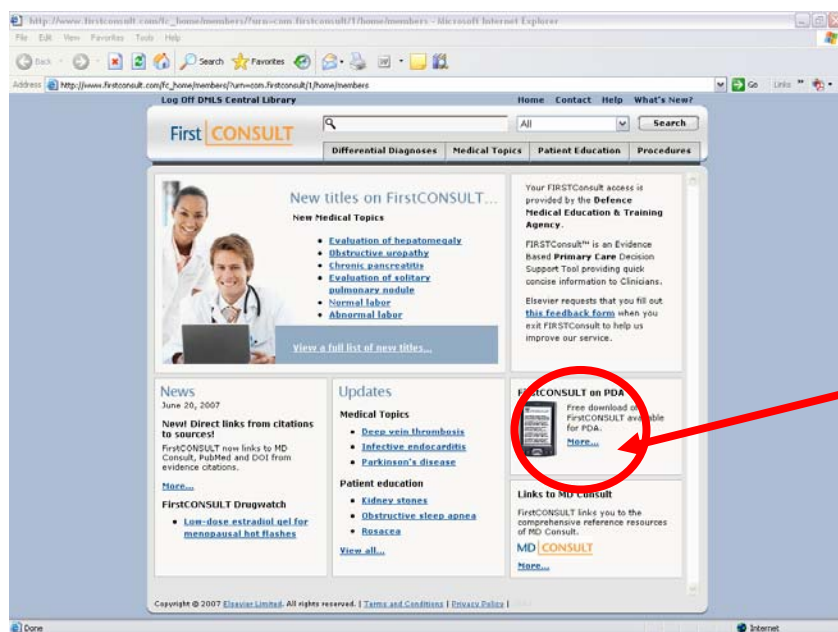
1. In order to establish a connection between your Athens access to First Consult and your PDA, please follow the instructions below. The detail may change over time as the software publisher makes changes to the appearance, but the Military Medical Librarian will try to stay ahead of any such changes and incorporate them in this advice sheet as they happen. (Please advise [michael.rowe@fbigs.mod.uk](mailto:michael.rowe@fbigs.mod.uk) of any changes that have not been incorporated).
2. Firstly, please ensure that your PDA is in the cradle connected to your PC. Then log onto Athens in the usual way via <http://www.athensams.net/myathens>. Once you are into your account, click on MD Consult in the list of resources. There will be a short delay as the account confirmation takes place, including an interim webpage that re-directs you into MD Consult.
3. After this process, you should reach a page like the one at Fig. 1 below:-

Fig 1.



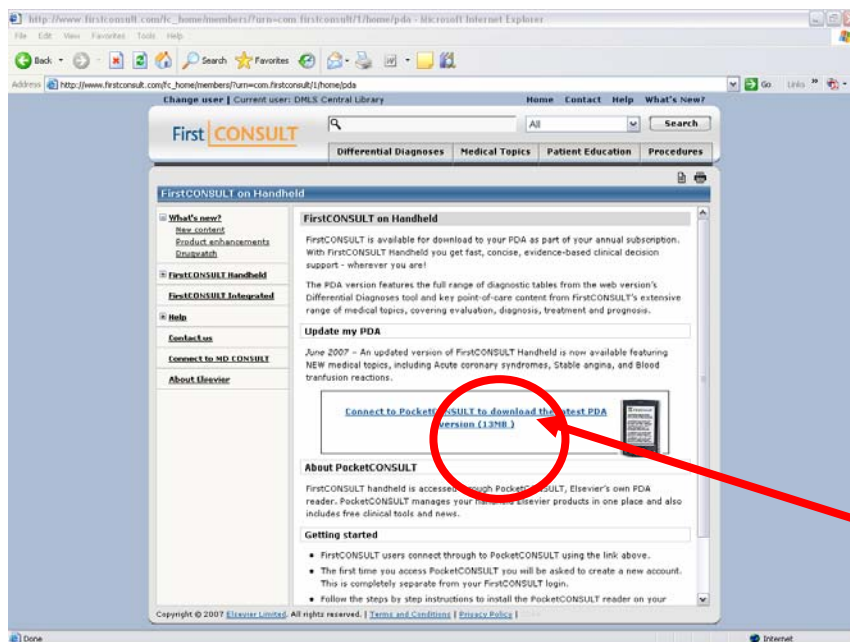
4. Click on the button indicated with a red arrow and this will take you to another page which looks like Fig. 2 below:-

Fig 2.



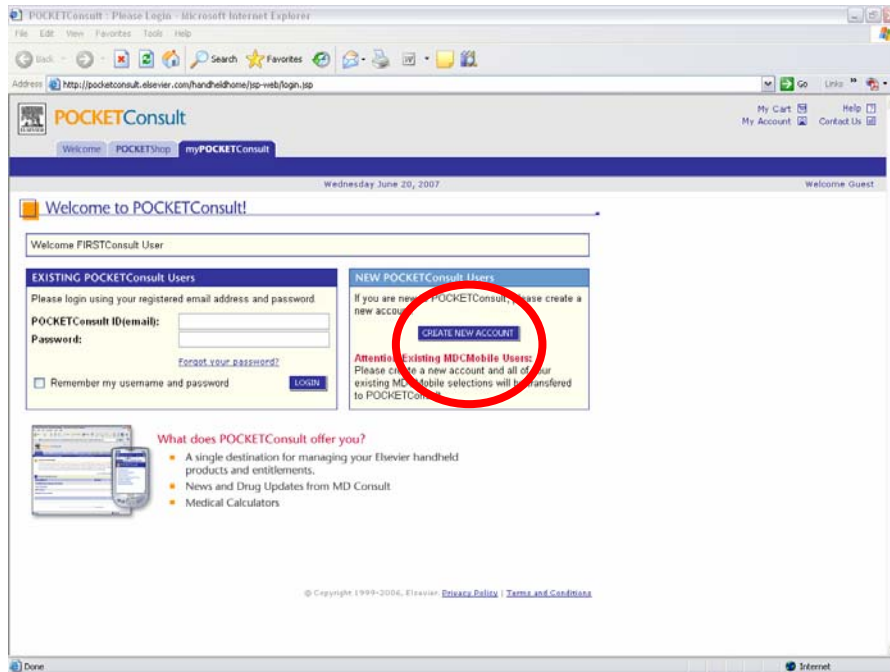
5. Again click on the link shown by the red arrow and you will move to a page that looks like the one in Fig 3 below:-

Fig 3.



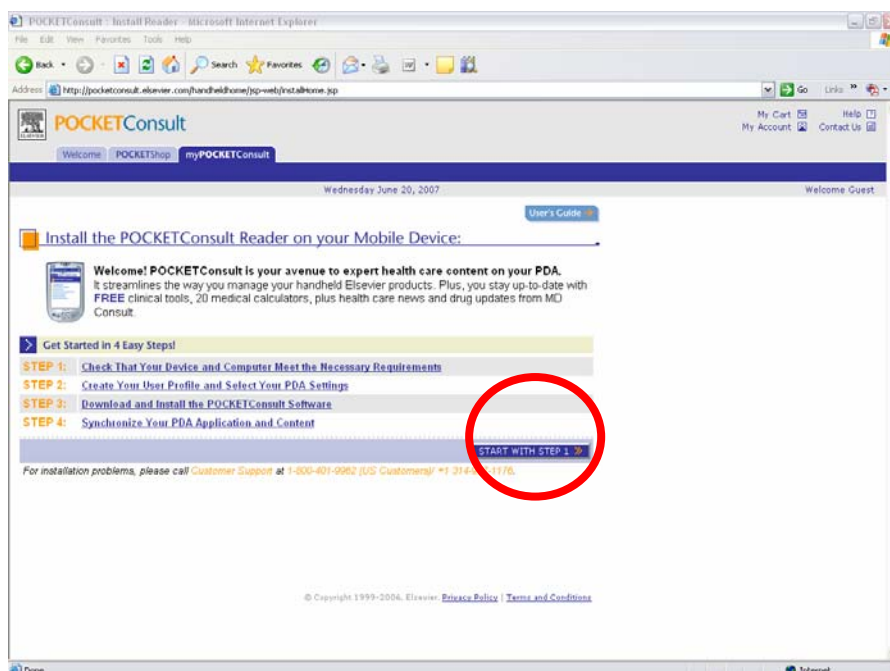
6. Click on the link indicated by the red arrow to connect to PocketConsult on the next screen and you will see a link which will allow you to create a new account (Fig. 4):-

**Fig 4.**

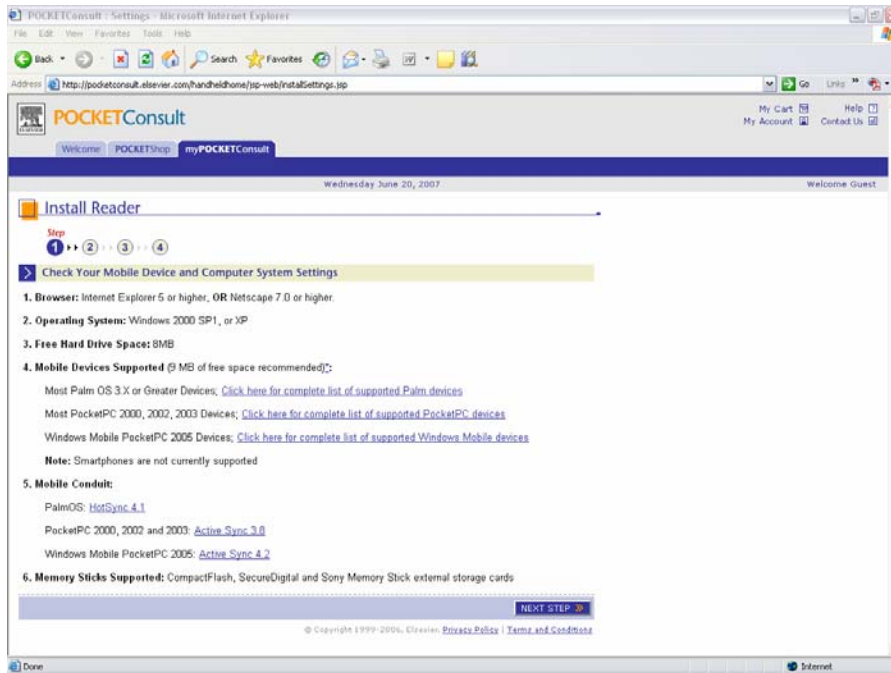


7. The next screen starts the process of downloading the software needed to operate FirstConsult on your PDA (approximately 13 Mb). Follow steps 1-4 by clicking on the link indicated in red in Fig. 5, and you should then be ready to take advantage of the service.

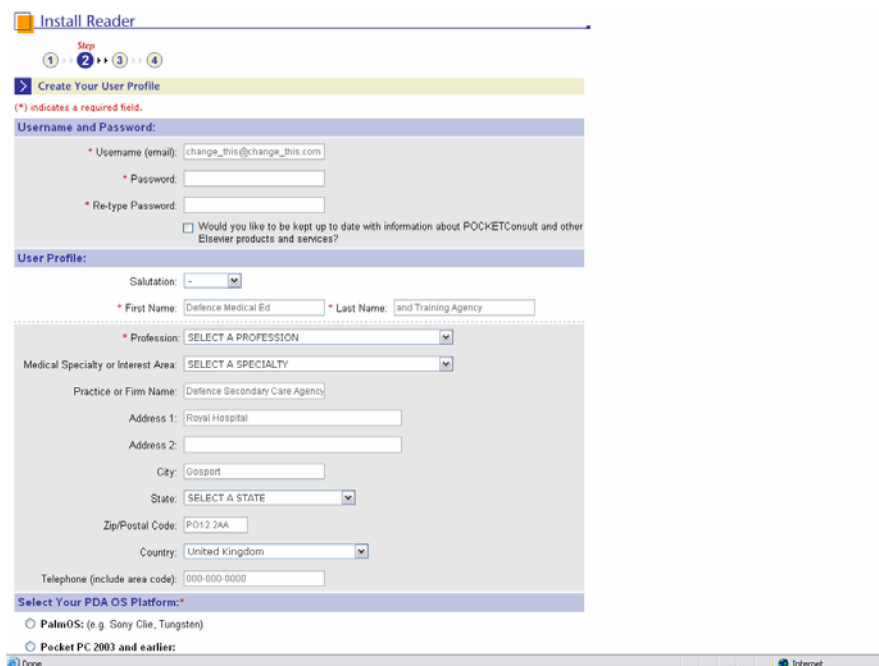
**Fig 5.**



8. followed by...



9. and then your personal details...



10. but the remaining two steps I can't help with any more as I already have an account.

This screen shot will ask you which software you want to download

11. Once you have created your account, the PDA should either synchronise automatically or ask you whether you want to synchronize at this time.

12. If you have any problems at all, please contact the Military Medical Librarian [michael.rowe@fbigs.mod.uk](mailto:michael.rowe@fbigs.mod.uk) or 9380 65344 and he will try to help.

Best of luck!

Michael Rowe  
Military Medical Librarian  
DMLS Central Library  
Horton Block  
Fort Blockhouse  
Gosport  
Hampshire PO12 2AB



INVESTOR IN PEOPLE